

# CONCEALMENT SOLUTIONS LINE CARD



## MID-POLE SHROUD AF000141

35"H X 15.5"W X 9"D



- Houses up to 4 radios
- Vented NEMA 3R enclosure
- RF transparent housing for interior antennas
- Removable cover to facilitate access to equipment for field servicing and radio swap/upgrade
- Carrier and municipality approvals
- Rear EMT connection cutout for power, RF cabling & fiber routing through hollow utility poles
- Secures to poles with customer supplied SS bands
- Choice of grey, black, brown and green

## MID-POLE SHROUD AF000344

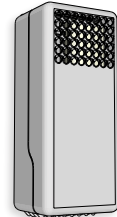
42"H X 24"W X 14"D



- Houses up to 6 radios
- Vented enclosure with hinged doors and top
- RF transparent housing for interior antennas
- Rear panel mount RF connectors for solid poles
- Secures to poles with customer supplied SS bands and line-drilled through-holes for carriage bolts
- Bottom EMT connection cutouts for power, RF cabling and fiber routing (for solid or hollow utility poles)
- Chassis with multiple fixing points for optional configurable equipment bracketing and power distribution unit
- Choice of grey or brown

## MID-POLE SHROUD AF000361

38"H X 16"W X 14"D



- Houses up to 6 radios
- Vented NEMA 3R enclosure
- RF transparent housing for interior antennas
- Removable cover to facilitate access to equipment for field servicing and radio swap/upgrade
- Carrier and municipality approvals
- Rear EMT connection cutout for power, RF cabling & fiber routing through hollow utility poles
- Secures to poles with customer supplied SS bands
- Choice of grey, black, brown and green

## POLE TOP SHROUD AF000257

65"H X 21"D



- Houses up to 3 radios
- Easy to install with a variety of mounting options
- Full 360-degree access to equipment
- Durable construction
- RF transparent housing
- No cleaning or periodic maintenance required
- Proprietary variable speed air flow system
- Adaptable design and easily customizable
- Color - Grey

## SMALL CELL INSTALLATION KITS

(Other configurations upon request)



### RADIO EQUIPMENT KITS

(See back for details)

- Radio Brackets
- Power Distribution Unit
- Internal RF Cabling
- Internal Fiber Cables
- Cooling System



### CONNECTIVITY KITS SK100/SK101

- Power Meter Tray\* and Disconnect
- Power Wiring\*
- Mounting Sleds
- RF Cables
- Fiber Cables

\* Not included in SK101



### LINE POWER KITS LP100

- Input Cables
- Output Cables
- Converter Cables
- Radio Power Cables

# PRECONFIGURED RADIO EQUIPMENT KITS

Other configurations available upon request



## MID-POLE SHROUD AF000141

35"H X 15.5"W X 9"D



### N1 CONTENTS:

Nokia Airscale Radio AHFB (PCS1900)  
Nokia Airscale Radio AHIB (AWS2100)  
Nokia Airscale Radio AZRB (LAA)  
AWS/PCS Dual Diplexers (Qty. 2) – Sourced by RFI

### C1 CONTENTS:

Commscope ION-M Radio

### C1E7 CONTENTS:

Commscope ION-M Radio  
Ericsson 220x Radios (Qty. 3)

## MID-POLE SHROUD AF000344

42"H X 24"W X 14"D



### N1 CONTENTS:

Nokia Airscale Radio AHFB (PCS1900)  
Nokia Airscale Radio AHIB (AWS2100)  
Nokia Airscale Radio AZRB (LAA)  
AWS/PCS Dual Diplexers (Qty. 2) – Sourced by RFI

### C1 CONTENTS:

Commscope ION-M Radio

### C1E7 CONTENTS:

Commscope ION-M Radio  
Ericsson 220x Radios (Qty. 3)

### E1 CONTENTS:

Ericsson Radio 8843 (AWS2100)  
Ericsson Radio 2205 (LAA)

### E2 CONTENTS:

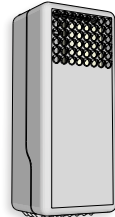
Ericsson Radio 4449 (700Mhz)  
Ericsson Radio 2205 (LAA)

### E6 CONTENTS:

Ericsson Radio 8843 (AWS2100)  
Ericsson Radio 4449 (700 Mhz)

## MID-POLE SHROUD AF000361

38"H X 16"W X 14"D



### N1 CONTENTS:

Nokia Airscale Radio AHFB (PCS1900)  
Nokia Airscale Radio AHIB (AWS2100)  
Nokia Airscale Radio AZRB (LAA)  
AWS/PCS Dual Diplexers (Qty. 2) – Sourced by RFI

### C1 CONTENTS:


Commscope ION-M Radio

### C1E7 CONTENTS:

Commscope ION-M Radio  
Ericsson 220x Radios (Qty. 3)

## POLE TOP SHROUD AF000257

65"H X 21"D



### N2 CONTENTS:

Nokia AEWE+AEWD mmWave Radio

### S1 CONTENTS:

Samsung AT1K0x mmWave Radio (Qty. 3)

## ABOUT RF INDUSTRIES

RF Industries (RFI) provides a portfolio of small cell concealment products and integrated solutions to facilitate the rapid deployment of 4G and 5G infrastructure along with the flexibility and creativity to meet the most challenging small cell deployments.

Our high-touch customer approach allows us to be responsive, accessible and hands-on when needed, every step of the way. Unlike large organizations, you will always be our number one priority. Our end-to-end support promises personal attention, guidance, and partnership all the way through site deployment.

RFI's unique flexibility also gives us a competitive advantage. As an agile business, we are able to identify and react to challenges quickly and easily, resulting in a smoother overall customer experience.



## RF INDUSTRIES

rfindustries.com | 800.233.1728  
7610 Miramar Road  
San Diego, CA 92126

